



# **CADASTA**

## **ANNUAL REPORT 2020**

**PUTTING LAND RIGHTS ON THE MAP.**

# Five Years in the Making

## **Our Vision**

Our vision is to build a world where even the most marginalized individuals and communities can benefit from the opportunities afforded by secure land and resource rights.

## **Our Mission**

Our mission is to be the leading provider of technical tools and services to support the documentation of land and resource rights to build stronger, more sustainable communities.

## **Contents:**

|   |    |
|---|----|
| Letter from the CEO                                   | 4  |
| Cadasta by the Numbers                                | 5  |
| Cadasta's Global Reach                                | 5  |
| Cadasta Foundation Timeline: Five Years in the Making | 6  |
| 2020 Accomplishments                                  | 7  |
| Adapting to COVID-19                                  | 7  |
| Cadasta's Training & Support Center                   | 8  |
| Global Impact Dashboard                               | 8  |
| Evidence of Impact                                    | 9  |
| Data Accelerator Grant Program                        | 11 |
| Platform User Stories & Case Studies                  | 12 |
| Expanding Our Visibility & Thought Leadership         | 14 |
| The People Behind Our Work                            | 15 |
| Financials  | 17 |
| Our Donors  | 20 |
| Strategic & Implementing Partners                     | 21 |

# Letter from the CEO

Dear Colleagues and Friends,

2020 was a year like no other. The devastating impacts of COVID-19 on communities around the world laid bare the deep and systemic racial, ethnic, and socioeconomic inequalities facing our societies, including one billion people needing a secure, decent place to live without fear of eviction or loss.

Despite the challenges posed by COVID-19, Cadasta quickly adapted to the pandemic reality by supporting partners remotely with our mapping platform, training, and services. In this Annual Report, we feature how we have helped partners strengthen the land rights of vulnerable people and communities around the world, helping us reach 4.9 million people on our platform. Several partners used Cadasta's geospatial and survey tools to provide COVID-19 response data and services that reached 500,000 more people.

With 2020 marking five years of operations, we also took the time to measure and understand our impact. We did this through an independent evaluation of our work and the development and launch of our Global Impact Dashboard which tracks and visualizes Cadasta's partner data globally. We also developed new case studies and platform user stories to demonstrate the impact of our work on partners and beneficiaries.

We are grateful to our broader community of users and supporters for what we have accomplished together. 2020 has certainly underscored the importance of having equitable access to a secure place to live. Moving into 2021, we are more motivated than ever to build new partnerships and alliances to further advance our vision.

With gratitude to our donors, Board, team, partners, and broader land and development community,



A handwritten signature in black ink that reads "Amy Coughenour Betancourt". The script is fluid and cursive.

**Amy Coughenour Betancourt**  
Chief Executive Officer

# CADASTA'S IMPACT

11,733,151  
Hectares

100,033  
Land Documents

917,177  
Households

4,930,634  
People

33  
Countries

71  
Implementing  
Partners

84  
Projects

1,571  
Communities

1,907  
User Accounts

21  
Government  
Collaborations

53%  
Women

339,047  
Parcels

\*All numbers are cumulative from 2015 through December 31, 2020.

## OUR GLOBAL REACH



Argentina  
Bangladesh  
Benin  
Botswana  
Brazil  
Burkina Faso  
Cameroon  
Colombia  
Dominican Republic

Democratic Republic of Congo  
Egypt  
Ethiopia  
Ghana  
Guatemala  
Haiti  
India  
Indonesia  
Kenya

Liberia  
Malawi  
Mozambique  
Myanmar  
Namibia  
Nigeria  
Peru  
Rwanda  
Sierra Leone

South Africa  
Tanzania  
Togo  
Uganda  
Zambia  
Zimbabwe



# Cadasta Foundation Timeline: Five Years in the Making

**2015:** **Cadasta's Founding:** Founded in 2015 with support from Omidyar Network (ON) and the UK Department for International Development (DFID)—now the Foreign, Commonwealth and Development Office (FCDO)—Cadasta was created with a mission to achieve a world where even the most marginalized individuals and communities can benefit from the opportunities afforded by secure land and resource rights.

**2015-2017:** **Cadasta 1.0:** Cadasta's first two years focused on addressing the gap in technology access in the land sector by building a free, open-source mapping platform for vulnerable communities to map and document their land and property rights. The Cadasta 1.0 in-house technology stack was built and tested with a small number of partners. In 2017, based on the need for better quality tools and more partner services, and the significant cost of software development, the organization decided to move away from an in-house open-source software solution to building on top of an existing, commercially supported GIS solution that would meet partner needs and allow for greater scale and functionality.

**By the end of 2017, 477,516 people and 79,586 households were documented on the Cadasta Platform.**

**2018:** **Leadership & Technology Transition:** During an interim year, new partner outreach was conducted and an agreement was signed with the GIS software company, Esri. The scale-up of our partnership with Tata Trusts in India was the first large project to be conducted on the new Esri-based Platform. In June 2018, a new CEO was hired to lead Cadasta through this pivot and build a team and an organization that could fulfill its ambitious vision.

**By the end of 2018, 1,017,010 people and 203,402 households were documented on the Cadasta Platform.**

**2019:** **Cadasta 2.0:** In March 2019, Cadasta publicly launched its new three-year strategy and technology Platform to better position the organization for success and impact. The leadership focused on building a capable and diverse team, including an international training curriculum and team; processes for partner onboarding; data privacy and security policies; financial, risk, human resource, and governance policies; and a clear pathway to impact and scale.

**By the end of 2019, 1,708,560 people and 284,760 households were documented on the Cadasta Platform.**

**2020:** **The Year of COVID-19:** In 2020, the world changed and adapted to a new reality in the face of the COVID-19 global pandemic. Cadasta quickly shifted gears to remotely support current partners with their COVID response, onboard 25 new partners, and train 40 partners. Cadasta launched an online partner Training and Support Center and the Global Impact Dashboard 2.0.

**By the end of 2020, 4,930,634 people and 917,177 households were documented on the Cadasta Platform.**

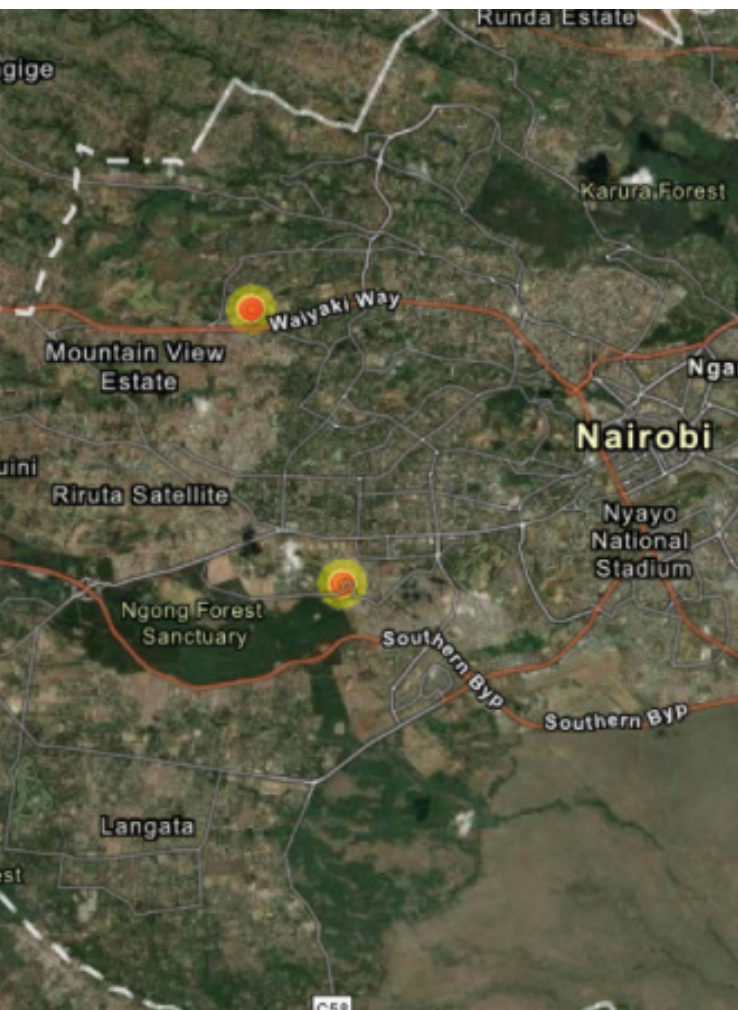
# 2020 Accomplishments

## Adapting to COVID-19

With the onset of COVID-19 in early 2020, most partners were unable to conduct on-site training or collect field data. Cadasta quickly adapted by supporting partners remotely with our mapping platform, training, and services.

Cadasta [reached out to existing partners](#) to support their land activities, including digital mapping, analyzing existing data sets through dashboards, and developing communications and advocacy materials to report on progress. Recognizing the [powerful role GIS can play in managing disaster response](#), we also worked with partners to leverage Cadasta's tools to better understand and respond to COVID-19 challenges in their communities.

Despite the impact of COVID-19 on field data collection, Cadasta was able to achieve a 189% increase in people documented on the platform over the course of 2020, an 8% increase in partners, and a 9% increase in projects.



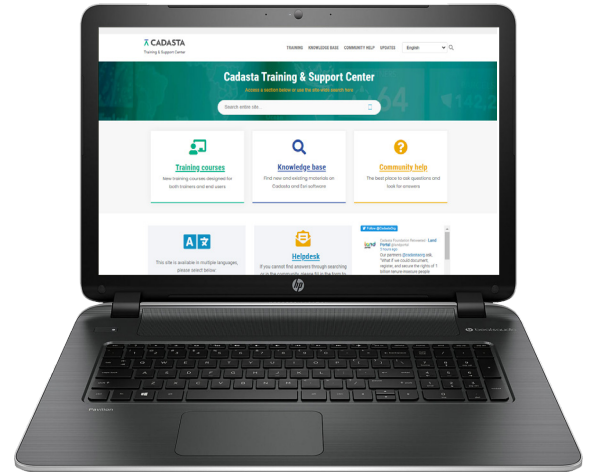
## Partnering to Prevent Mass Evictions

Despite the public health risks posted by COVID-19, Kenyan authorities forcibly evicted more than 8,000 people from informal settlements in Nairobi in spring of 2020, putting already vulnerable people at greater risk of contracting and spreading COVID-19. After officials announced plans for a second phase of evictions, Cadasta partnered with the Kenya-based NGO [Pamoja Trust](#) to conduct an analysis of households that were at risk of being illegally evicted. Facebook's High Resolution Population Density dataset was overlaid on the proposed eviction locations to map and analyze the number of people at risk of eviction. [This analysis was then used to create community awareness](#) of the evictions and successfully petition government officials to halt the forced displacement of an estimated 71,000 people. Our work with Pamoja Trust was later featured in [Facebook's Data for Good Annual Report and Launch Event](#) showcasing the most impactful projects globally.

# Cadasta Training & Support Center

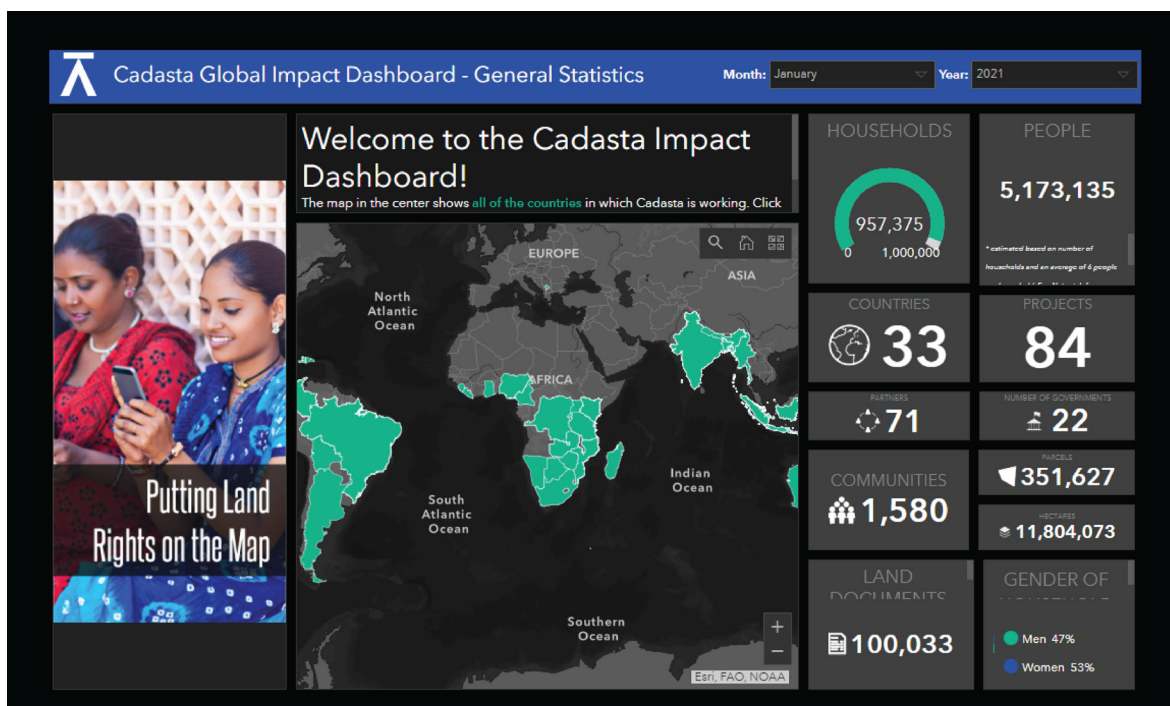
Recognizing that in-person support and training options would be limited in the foreseeable future, Cadasta shifted to a remote training environment with the development and launch of the online [Cadasta Training and Support Center](#) website. The site allows partners to more easily and efficiently access free, online training and knowledge resources. The Center centralizes all of Cadasta's training materials, instructional guides, and support request items into a single location.

It also offers a community message board for Q&A and discussion and a form to submit requests for technical assistance. All content on the website site is available in multiple partner languages—French, Hindi, Indonesian, Kiswahili, Portuguese, and Spanish—through a language choice menu at the top of every page.



# Global Impact Dashboard

The Cadasta team launched the next version of the [Global Impact Dashboard](#), making it easier than ever to visualize and share aggregated land and resource rights data with donors, partners, researchers, and businesses. This dashboard was developed using the Esri-backed, enterprise-level visualization and analysis tools that showcase capabilities also used by partners. The dashboard allows partners to set their own privacy settings and provide interactive, accessible content that is not found anywhere else and offers opportunities to add data layers, analysis, and numerous features in future iterations.

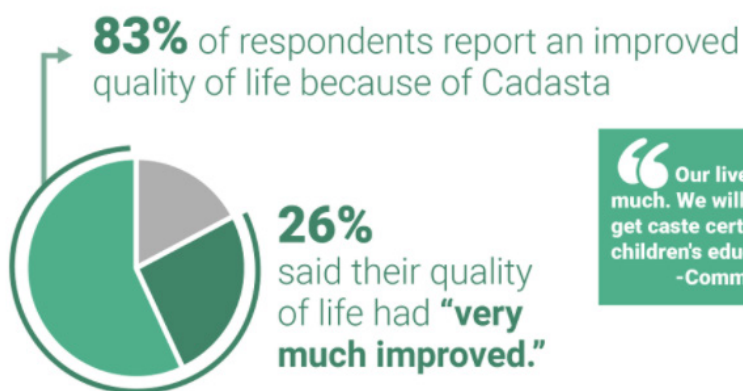




# Evidence of Cadasta's Impact

As part of a systematic effort to assess Cadasta's impact on partners and community landholders, Cadasta commissioned an independent, third-party impact assessment. Using a lean data methodology, [60 Decibels](#), with support from Omidyar Network, surveyed data collectors and project participants in Odisha and Jharkhand States, India. The evaluation found significant positive impacts including:

## The Results



**"Our lives have improved very much. We will use the documents to get caste certificates and for our children's education."**  
-Community Respondent



**Community landowner respondents report that they feel safer and that they are looking forward to accessing more services as well as making investments in farming and education.**



**Documenting land has generated a significant positive impact on ownership vulnerability.**

### Respondents Reported:



**Decreased worry**

(74% of respondents)



**Increased confidence**

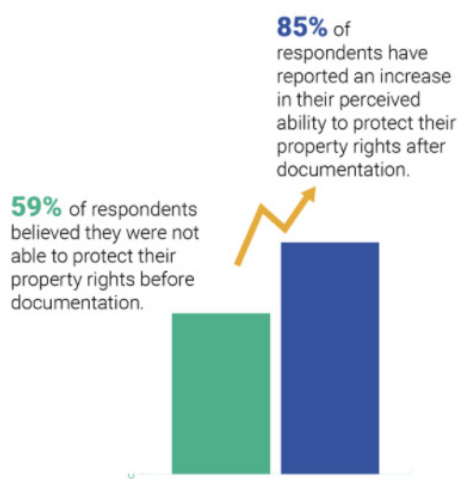
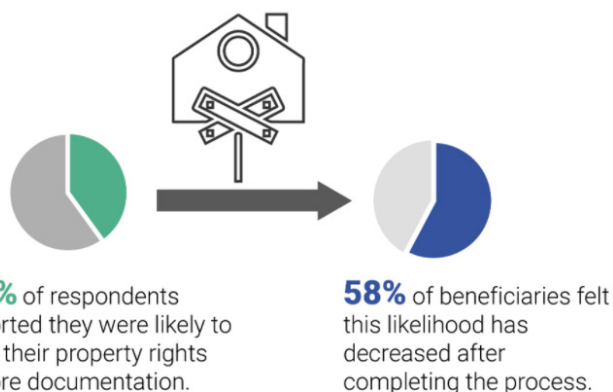
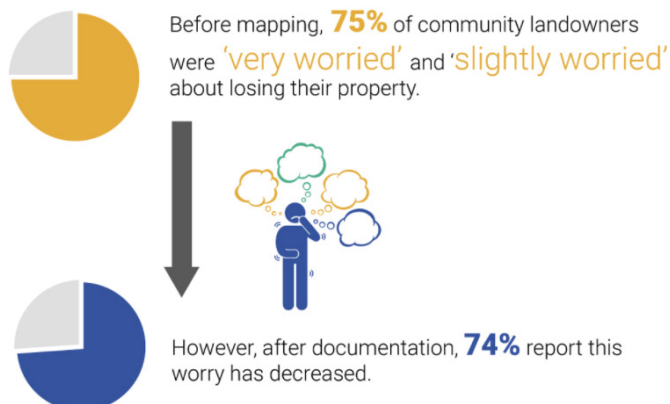
(82% of respondents)



**Fewer disputes**

(93% of respondents)

## Perception of Tenure Security

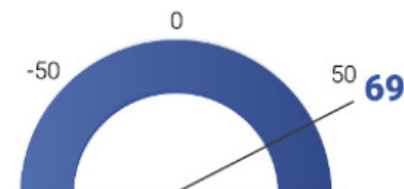


## Net Promoter Score | A measure of customer satisfaction used by companies

Cadasta received a Net Promoter Score of **69** which is classified as excellent and higher than the global average of **41**.

On a scale of 0 to 10, how likely are you to recommend the Cadasta service to a friend or family member, where 0 is least likely and 10 is most likely?

“Comparing Cadasta's results to 60 Decibel's benchmarks highlights the organization's impressive impact. Cadasta's Net Promoter Score (NPS) of 69 outperforms 60 Decibels NPS benchmark (41, across 280+ companies) by a large margin.”  
-60 Decibels



Central to our mission of reaching marginalized populations was the finding that Cadasta's work targets the most vulnerable communities, with **91%** of respondents living below India's national poverty line, a reflection of the evaluator's "inclusivity score," which is very high compared to the national average inclusivity score of **57%**.

# Data Accelerator Grant Program

Under our [Global Land Rights Challenge Fund](#), Cadasta launched its Data Accelerator Grant to help partners around the world better leverage Cadasta's innovative tools and services to document and strengthen land and resource rights. With catalytic grants of up to 10,000 USD, the Data Accelerator Grant is designed to help partners overcome the challenges and barriers to their local data collection efforts to strengthen land tenure. Grants can be used to cover equipment, staffing and logistics costs of data collection.

In April 2020, the first round of the Data Accelerator Grant was awarded to three African organizations— Collaborative Media Advocacy Platform (CMAP) in Nigeria, Spatial Collective based in Nairobi, and Youth Advocates for Change in Zambia. All three organizations are working to advance land rights and tenure security for vulnerable populations.

In November 2020, a second grant round was awarded to four organizations that were selected based on their ability to conduct data collection activities despite COVID-19 impacts. The selected grantees included: Council on Minorities in Bangladesh; Espaço Feminista in Brazil; Ujamaa Tribe in Uganda, and Yayasan Puter in Indonesia.

By year end, the grantees in Bangladesh and Indonesia had collected data from more than 8,200 households representing approximately 60,000 people in the two grant locations. The grantees in Uganda and Brazil made good strides, with project completion planned for early 2021.

Cadasta Grantees:

Spatial Collective

CMAP

Youth Advocates for Change

Espaço Feminista

Yayasan Puter Indonesia

Ujamaa Tribe

Council of Minorities





# Platform User Stories & Case Studies

In 2020, Cadasta developed a suite of [case studies and platform user stories](#). These pieces highlight the partners and people behind our work and showcase how our training and tools have supported their efforts to document and secure land rights.

## Land Tenure in Uganda

In Uganda, Cadasta is working with local communities and sub-county, district, and central government actors to issue Customary Certificates of Occupancy (CCOs) and collect and locally manage data, while sharing key data attributes directly with the Ugandan National Land Information System (NLIS). Working with field partners, we provide local government agencies with the tools they need to collect and manage data locally and cost effectively. This ensures local access and ownership of data, while at the same time allowing for the ability to achieve complete cadastral coverage nationally. It also empowers members of the community and Area Land Committees to demarcate, inspect, and validate land use using a mobile application that captures land boundaries, ownership, and use in a digital format.



**“When people receive their titles, they will understand the value of their land, if they want to sell it. The titles will improve peoples’ lives very, very, very much.”**

**Asaaba Beatrice**  
Community Elder, Beneficiary, and  
Data Collector, Buliisa, Uganda

## Leveraging Land in Haiti

Leveraging Land in Haiti (LLH) is a unique collaboration between Cadasta Foundation and Habitat for Humanity Haiti (HFH), with support from USAID, to equip Haitian government authorities and informal settlement dwellers to achieve a more effective, transparent, and accessible land tenure system for the municipalities of Croix-des-Bouquets, Leogane, and Fort-Liberté.







## **Project Kenya Training**

From February 10-13, 2020 Cadasta Foundation organized and led a four-day training in Nakuru, Kenya with six Kenyan organizations. All six organizations work on land rights issues and joined the training to learn how to use Cadasta's suite of tools and platform to support their work. The training participants and activities are captured in this [StoryMap](#).



## **Faces of Cadasta: Protecting the Rights of Indian Forest Dwelling Communities**

In the Indian states of Odisha and Jharkhand, Cadasta Foundation is working in partnership with the local non-profit organization Professional Assistance for Development Action (PRADAN) to document and strengthen the rights and livelihoods of marginalized forest-dwelling communities. [This case study](#) features some of the people and faces behind the work.



**“With this work, I foresee that we will have the right certificate, right and new, and upcoming generations of my family will have secure land rights.**

**Botomailka.**  
Resident of Jaikikia



# The Quest for Secure Property Rights in Africa

*"Technology may help. There is a good deal of enthusiasm around digital platforms such as Cadasta. These help users to prove ownership of their land and resolve disputes, rather than having to go to a bureaucrat's office."*



## Expanding our Visibility and Thought Leadership

Throughout the year, Cadasta staff worked to expand our visibility and thought leadership. Cadasta staff were quoted in 18 press articles and featured in 24 stories, including a mention in an [Economist article](#) about the quest for secure property rights in Africa; a [Times of India](#) feature of our work with Waatavaran; a Reuters [opinion piece](#) by CEO Amy Coughenour on resilient food systems post-COVID and beyond; and several op-eds by Program Specialist Antonio Inguane.



# The People Behind Our Work

## Board of Directors

Cadasta's mission, strategy, and finances are guided by the leadership and expertise provided by a Board of Directors who are leading global experts in their respective domains.

### **STEVEN WEIR**

**Board Chair;** Vice President of Housing innovation, Habitat for Humanity International (ret)

### **GEORGE OMBADO**

**Board Treasurer;** Chief Executive Officer, African Confederation of Co-operative Saving and Credit Associations (ACCOSCA)

### **KINDRA HALVORSON**

**Board Secretary;** Vice President, East Africa, Technoserve

### **ELISA SAVVA**

**Chair, Audit and Risk Committee;** Partner, RSM US LLP

### **TOSCA BRUNO-VAN VIJFEIJKEN**

Principal Consultant, Five Oaks Consulting

### **ERIK KLEIN**

Founding Engineer, byCore (*through Dec. 7*)

### **PETER RABLEY**

Co-founder PLACE (*through Dec. 7*)

### **JAGDEESH RAO PUPPALA**

Chief Executive Officer, Foundation for Ecological Security (FES)

### **AMY REGAS**

Co-founder, PLACE (*started Dec. 7*)

### **CHRISTOPHER VINCENT**

Vice President of Government Relations and Advocacy, Habitat for Humanity International

### **CHRIS PENROSE BUCKLEY**

**Board Observer;** Senior Land Policy Lead, Foreign, Commonwealth & Development Office (FCDO), UKAid



# Staff and Consultants

Cadasta's team of land and development experts, technologists, and trainers during 2020:

## Executive Team

**AMY COUGHENOUR BETANCOURT**,

Chief Executive Officer

**FRANK PICHEL**, Chief Programs Officer

## Operations

**LEAH KELLENBERGER** | Operations Coordinator

**KELLY LIANG** | Finance, Admin, and Contracts Manager

## Programs and Field Trainers

**DANIEL GUEYE** | Program Specialist

**ANTONIO INGUANE** | Programs Specialist

**NAVIN KUMAR** | Program Specialist

**DAVID PALOMINO** | Trainer

**ANTHONY PIASKOWY** | Global Programs Director

**KATIE PICKETT** | Program Manager

**JEAN-MARC PLACIDE** | Programs Specialist

**MIGUEL ANGEL SANJINES** | Programs Specialist

**JUSTUS WAMBAYI** | Program Specialist

## Technology

**CHUCK CONLEY** | Director of GIS and Technology

**ASAF EVEN-PAZ** | Product Manager

**SUNIL GHIMIRE** | GIS Technician

## Communications

**SYDNEY MCKENNEY** | Communications & Design Specialist

**MADALEINE WEBER** | Communications Director

## Business Development

**CAROLINE MOH** | Director of Business Development

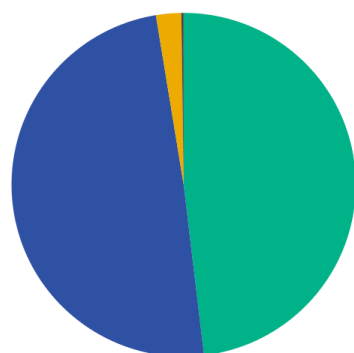




# Financials

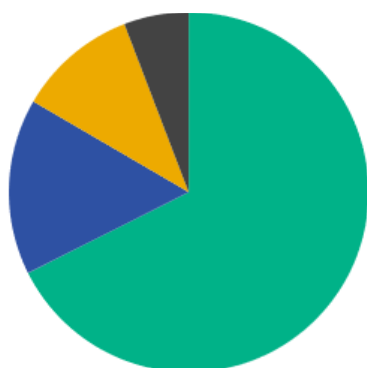
Cadasta maintained its independent auditor relationship with Gelman, Rosenberg & Freedman and received a clean audit opinion with no adjustments. The financial statements that are presented in the Addendum to the Annual Report are consistent with the full audited financial statements for the year ending December 31, 2020.

| Donor Support              | 2020                | % of Total    | 2019                | % of Total    | 2018                | % of Total    | 2017                | % of Total    |
|----------------------------|---------------------|---------------|---------------------|---------------|---------------------|---------------|---------------------|---------------|
| International Institutions | \$ 1,581,370        | 50.4%         | \$ 1,510,486        | 48.1%         | \$ 863,207          | 54.6%         | \$ 922,129          | 52.0%         |
| Foundations                | \$ 1,632,141        | 52.0%         | \$ 1,548,157        | 49.3%         | \$ 650,847          | 41.2%         | \$ 826,231          | 46.6%         |
| Earned Income              | \$ 51,563           | 1.6%          | \$ 74,557           | 2.4%          | \$ 54,302           | 3.4%          | \$ 19,204           | 1.1%          |
| Individual Donors          | \$ 31,050           | 1.0%          | \$ 6,346            | 0.2%          | \$ 10,500           | 0.7%          | \$ -                | 0.0%          |
| Other                      | \$ 2,380            | 0.1%          | \$ 237              | 0.0%          | \$ 2,000            | 0.1%          | \$ 3,450            | 0.2%          |
| <b>TOTAL</b>               | <b>\$ 3,298,504</b> | <b>105.1%</b> | <b>\$ 3,139,784</b> | <b>100.0%</b> | <b>\$ 1,580,856</b> | <b>100.0%</b> | <b>\$ 1,773,819</b> | <b>100.0%</b> |



- International Institutions
- Earned Income
- Other
- Foundations
- Individual Donors

| Function Types         | 2020                | % of Total | 2019                | % of Total | 2018                | % of Total | 2017                | % of Total |
|------------------------|---------------------|------------|---------------------|------------|---------------------|------------|---------------------|------------|
| Programs               | \$ 1,640,251        | 70.8%      | \$ 1,609,303        | 69.5%      | \$ 1,052,798        | 68.6%      | \$ 1,309,780        | 74.2%      |
| Management and General | \$ 383,658          | 16.6%      | \$ 519,943          | 22.5%      | \$ 355,989          | 23.2%      | \$ 329,189          | 18.7%      |
| Business Development   | \$ 261,637          | 11.3%      | \$ 172,382          | 7.4%       | \$ 115,921          | 7.5%       | \$ 111,852          | 6.3%       |
| Fundraising            | \$ 141,305          | 6.1%       | \$ 13,863           | 0.6%       | \$ 10,888           | 0.7%       | \$ 13,918           | 0.8%       |
| <b>TOTAL</b>           | <b>\$ 2,426,851</b> |            | <b>\$ 2,315,491</b> |            | <b>\$ 1,535,596</b> |            | <b>\$ 1,764,739</b> |            |

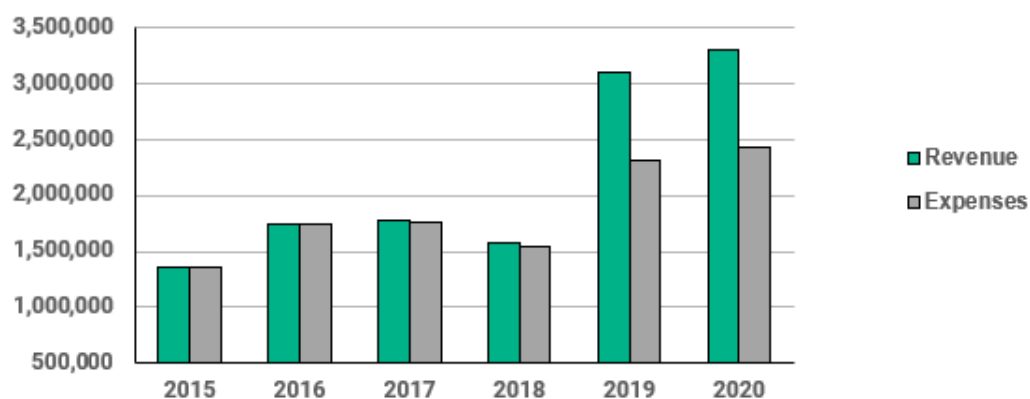


## 2020 Expenses By Function

- Programs
- Management and General
- Business Development
- Fundraising

## Revenue and Expense Trends

|          | 2015      | 2016      | 2017      | 2018      | 2019      | 2020      |
|----------|-----------|-----------|-----------|-----------|-----------|-----------|
| Revenue  | 1,366,812 | 1,744,137 | 1,773,819 | 1,580,856 | 3,109,093 | 3,298,505 |
| Expenses | 1,365,707 | 1,742,426 | 1,764,739 | 1,535,596 | 2,315,491 | 2,426,851 |



## Cadasta Foundation Financials

### Statement of Financial Position

Fiscal Year ending December 31, 2020 and 2019 (in USD)

#### Assets

Cash and Cash Equivalents

Accounts Receivable

Prepaid Expenses, Deposits, and Other

Property and Equipment, Net

#### Total Assets

#### Liabilities & Net Assets

Accounts Payable

Accrued Salaries and Related Benefits

Refundable Advances

#### Total Liabilities

#### Net Assets

Without Donor Restrictions

With Donor Restrictions

#### Total Net Assets

#### Total Liabilities & Net Assets

|   | 2020             | 2019             |
|---|------------------|------------------|
| Cash and Cash Equivalents                 | 1,675,131        | 1,039,947        |
| Accounts Receivable                       | 147,089          | 58,957           |
| Prepaid Expenses, Deposits, and Other     | 34,772           | 26,399           |
| Property and Equipment, Net               | 11,961           | 16,005           |
| <b>Total Assets</b>                       | <b>1,868,953</b> | <b>1,141,308</b> |
| Accounts Payable                          | 43,953           | 120,533          |
| Accrued Salaries and Related Benefits     | 51,437           | 25,394           |
| Refundable Advances                       | 20,460           | 113,930          |
| <b>Total Liabilities</b>                  | <b>115,850</b>   | <b>259,857</b>   |
| Without Donor Restrictions                | 201,491          | 49,564           |
| With Donor Restrictions                   | 1,551,612        | 831,886          |
| <b>Total Net Assets</b>                   | <b>1,753,103</b> | <b>881,450</b>   |
| <b>Total Liabilities &amp; Net Assets</b> | <b>1,868,953</b> | <b>1,141,308</b> |

# Cadasta Foundation Financials

## Statement of Activities

Fiscal Year ending December 31, 2020 and 2019 (in USD)

### Support and Revenue

|                                  | 2020             | 2019             |
|----------------------------------|------------------|------------------|
| Grant Income                     | 3,265,074        | 3,082,902        |
| Contributions                    | 31,050           | 8,904            |
| Interest Income                  | 2,380            | 17,287           |
| In-kind contributions            | 5,120,235        | 1,905,495        |
| <b>Total Support and Revenue</b> | <b>8,418,740</b> | <b>5,014,588</b> |

### Expenses

|                         |                  |                  |
|-------------------------|------------------|------------------|
| Community Development   | 0                | 85,838           |
| Finance                 | 119,777          | 146,369          |
| Business Development    | 402,942          | 186,245          |
| Operations              | 322,811          | 422,652          |
| Partnership Development | 5,898,379        | 2,367,597        |
| Platform Development    | 316,154          | 490,489          |
| Program Management      | 404,917          | 486,324          |
| Thought Leadership      | 82,107           | 35,471           |
| <b>Total Expenses</b>   | <b>7,547,086</b> | <b>4,220,986</b> |

### Changes in Net Assets

|                                  |                  |                |
|----------------------------------|------------------|----------------|
| Net Assets at Beginning of Year  | 881,450          | 87,847         |
| <b>Net Assets at End of Year</b> | <b>1,753,103</b> | <b>881,450</b> |

## Statement of Cash Flows

Fiscal Year ending December 31, 2020 and 2019 (in USD)

### Cash Flows From Operating Activities

|   |                |                |
|---|----------------|----------------|
| Increase (Decrease) in Net Assets                     | 871,653        | 793,603        |
| Accounts Receivable                                   | -90,235        | -43,478        |
| Prepaid Expenses & Deposits                           | -8,374         | -8,824         |
| Accumulated Depreciation                              | 6,174          | -6,259         |
| Allowance for Doubtful Accounts                       | 2,103          | 0              |
| Accounts Payable                                      | -76,581        | 87,687         |
| Accrued Salaries and Related Benefits                 | 26,044         | -76,360        |
| <b>Cash Flows From (Used) by Operating Activities</b> | <b>730,784</b> | <b>746,369</b> |

### Cash Flows From Investing Activities

|   |                  |                  |
|---|------------------|------------------|
| Property and Equipment                                      | -2,130           | -3,935           |
| <b>Cash Flows From (Used) by Investing Activities</b>       | <b>-2,130</b>    | <b>-3,935</b>    |
| <b>Net Increase (Decrease) in Cash and Cash Equivalents</b> | <b>728,654</b>   | <b>742,433</b>   |
| <b>Cash and Cash Equivalents at Beginning of Year</b>       | <b>1,039,947</b> | <b>313,017</b>   |
| <b>Cash and Cash Equivalents at End of Year</b>             | <b>1,768,601</b> | <b>1,055,450</b> |

# Our Donors

Cadasta is grateful for the support, commitment, and partnership of our donors and supporters. Thank you for making possible our work to enable partners around the globe to advance land and resource rights for more equitable and sustainable communities.



Foreign, Commonwealth  
& Development Office



Foundation for Community  
Initiatives



GENDER  
INNOVATION  
LAB



L A N T M Ä T E R I E T



**Talbott Family  
Foundation**

**Individual donors:**

Liz and Frank Blake

Tosca Bruno-Van Vijfeijken

Steve Weir

Elisa Savva



# Strategic Partners

In 2020, Cadasta continued to pursue strategic partnerships to grow as a thought leader and implementer within the land sector and beyond. We secured support from the David Weekley Family Foundation and the Talbott Family Foundation, and expanded our work with Swedish Lantmäteriet, The Tenure Facility, Habitat for Humanity International, Green Advocates International, Foundation for Community Initiatives, and Dorcas AID. We signed memoranda of understanding with Global Land Alliance, Daemeter Consulting Ltd. the Hutan Kita Institute, and Khatib and Alami Consolidated Engineering Company and were also approved as a member of the United Nations Economic and Social Council (ECOSOC).

# Implementing Partners

**Ajelebu Self Help (AJESH)** | Cameroon

**ARCH-Vahini** | India

**Association for Rural Advancement (AFRA)** | South Africa

**Badabon Sangho** | Bangladesh

**CEALDES - Centro de Alternativas al Desarrollo** | Colombia

**Centre for Pastoralism** | India

**Centre for Policy Research (CPR)** | India

**Collaborative Media Advocacy Platform (CMAP)** | Nigeria

**Community Assistance in Development (COMAID)** | Cameroon

**ERND (Environment, Ressources Naturelles Et Development Institute)** | Democratic Republic of the Congo

**Community Research and Development Services (CORDS)** | Tanzania

**Council of Minorities** | Bangladesh

**Daemeter** | Indonesia

**Dorcas Aid Mozambique** | Mozambique

**Earthworm Foundation** | Brazil

**Eastern Province Cashew Growers Association of Zambia (EPCGAZ)** | Zambia

**Equitable Earth Initiative** | Colombia

**Espaço Feminista** | Brazil

**Foundation for Community Initiatives** | Liberia

**Fundación para el Desarrollo en Justicia y Paz (FUNDAPAZ)** | Argentina

**Gaia Pacha** | Bolivia

**Gaon Connection** | India

**Global Land Alliance** | Indonesia, Brazil

**Goodhope Asia Holdings Ltd.** | Indonesia

**Green Advocates Initiative (GAI)** | Liberia

**Grupo Terra Nova** | Brazil

**Habitat for Humanity Haiti** | Haiti

**Habitat for Humanity India** | India

**Hutan Kita Institute** | Indonesia

**Initiative Regional de Documentation et d'Accompagnement Communautaire au Developement (IRDAC)** | Democratic Republic of the Congo

**Lantmäteriet** | Kenya, Rwanda

**Mahila Housing Sewa Trust (MHT)** | India

**Masavingo Centre for Research and Community Development (MACRAD)** | Zimbabwe

**Mboni Ya Vijana Group (MVG)** | Tanzania

**Mercy Corps** | Democratic Republic of the Congo

**Ministry of Lands, Housing, and Urban Development - Uganda** | Uganda

**My Land My Life** | Somalia

**Namibia University of Science and Technology** | Namibia

**NCBA CLUSA - Mozambique** | Mozambique

**Nirmanodisha** | India

**NR Management Consultants (NRMC)** | India

**Ogiek Peoples Development Program (OPDP)** | Kenya

**Pamoja Trust** | Kenya

**Pradan** | India

**PT Rimba Makmur Utama** | Indonesia

**Rajarani Sub-Division Forest Office (RSDFO)** | Nepal

**Rede para Gestao de Recursos Naturais** | Mozambique

**Resource Conflict Institute (RECONCILE)** | Kenya

**RMIT University** | Solomon Islands

**Rongmei Naga Baptist Association (RNBA)** | India

**Samata** | India

**Sengwer of Embobut CBO** | Kenya

**Spatial Collective** | Tanzania

**Suyo** | Colombia

**Tata Trusts** | India

**Tenure Facility** | Liberia

**The Sustainable Trade Initiative (IDH)** | Indonesia

**TIMBY** | Kenya

**TMG Research gGmbH** | Kenya and Benin

**Waatavaran** | India

**Ujamaa Tribe** | Uganda

**Universidad Javeriana** | Colombia

**Yayasan Puter Indonesia** | Indonesia

**Youth Advocates for Change** | Zambia

**ZOA** | Democratic Republic of the Congo



Read more at **Cadasta.org**

1 Thomas Circle, NW, Suite 700  
Washington, D.C. 20005

202-380-9447 | 1.888.506.4441 (Toll-Free)  
[info@cadasta.org](mailto:info@cadasta.org)

Cadasta, a 501(c)(3) nonprofit